

Find the Words

Create your own word search with 10-12 of your favorite words from the mystery. First, write your list of words in the box below. Next, write each word somewhere in the blanks below. You can write your words across, down, diagonally, or backwards. Try to keep each word separate from the other words. Then, fill in the blanks with random letters to “hide” your words. Finally, switch word searches with a friend and solve each other’s puzzle.

A full page of blank graph paper with a uniform grid of small squares. The grid consists of 20 columns and 20 rows, creating a total of 400 squares. The lines are thin and gray, set against a white background.

Words

*The Puppy Rescue
Girl Scout Mystery*

TROOP LEADER GUIDE



Copyright ©2018 Carole Marsh/Gallopade International/Peachtree City, GA

GALLOP ADE
INTERNATIONAL

This publication is not authorized, approved, licensed, or endorsed by Girl Scouts of the USA. The GIRL SCOUT name, mark, and all associated trademarks and logotypes are owned by Girl Scouts of the USA.

A Note from Carole Marsh: How to Use this Guide

Dear Girl Scout Troop Leader,

Welcome to the Troop Leader Guide for my book, *The Puppy Rescue Girl Scout Mystery*! Girl Scouts do many things to help the communities where they live. In this book, a group of compassionate Girl Scouts help out at an animal shelter. Little do they know they are going to end up in the middle of a mystery!

You can read this mystery as a troop, or the girls can read it by themselves and discuss it as a group during your troop meetings. It may even spark some ideas for community involvement in your town!

Once your troop has finished reading the book, follow up with all the fun activities in the Troop Leader Guide. You can use selected activities in one meeting or spread them out over several meetings. Either way, your girls will love it! And best of all, several of the activities will help your Girl Scouts earn those precious badges!

Happy reading!

Carole Marsh



Coconut Cookies

Try out this delicious recipe to tickle the taste buds of all Girl Scouts, young and old!

Coconut Macaroons

Ella desperately wants to earn her pet care badge, but Coconut is not making her job easy at all! I'll bet baking these Coconut Macaroons will be simple as pie—and fun! Now, if Ella could only convince Coconut that taking a bath is lots of fun too!

Ingredients:
package of sweet coconut flakes
14-oz can sweetened condensed milk
3 tsp vanilla extract
chopped nuts or chocolate chips

Heat the oven to 325 degrees F (with an adult's help, of course!).


Line a baking sheet with foil and spray with nonstick cooking spray.

Combine 5-½ cups of coconut, can of condensed milk, 3 teaspoons of vanilla extract, and chopped nuts or chocolate chips. Mix well.

Drop mounds of cookie dough onto the tray about 2 inches apart.

Bake 10 to 12 minutes.

Remove and cool.



Write a Heartfelt Thank You Note!

Many people choose to dedicate their lives to the welfare of animals. Their hard work and dedication give at-risk animals a chance at survival with a “forever” family. How often do you think they hear “thank you” for their hard work?

Do some research to find out the address of your local animal shelter and the name of the manager there. Think about what you would like to tell him or her. Consider these questions:

- How do I feel about animals?
- Why is it important to rescue animals in need?
- Why is an animal shelter important to a community?
- What would happen to animals if there were no animal shelters?
- How can I help my shelter succeed at its mission?



Write a letter to the manager of the animal shelter. First, introduce yourself. Then, considering the questions above, explain how you feel about your local shelter and the people who work there. You might ask if there are any volunteer opportunities available for you and your friends!



Puppy Rescue Crossword Puzzle


In this crossword puzzle, the Girl Scouts find themselves in some exciting—and very heroic—situations! The clues below refer to words in *The Puppy Rescue Girl Scout Mystery*. Use the clues to find the mystery words!

Across

3. this animal frightens Avery
6. name of Laila's black and white dog
8. name of Mimi's rescue pup
9. this disappeared from Mimi's back yard
10. name of hurricane in the book

Down

1. name of Ella's new puppy
2. the girls make these out of fabric
4. Avery sits on this at a Girl Scout meeting
5. dogs are mysteriously disappearing from this place
7. Mrs. Brown uses this to rescue a frightened dog



Across: 3. rat; 6. Tucker; 8. Coconut; 9. pool; 10. Kevin
Down: 1. Wyatt; 2. blankets; 4. balloon; 5. shelter; 7. rope

Kiddie Pool Jumble

There was plenty to learn at the T. Simmons Animal Shelter. Stop at each kiddie pool and unscramble the scrambled word in each phrase to find some things the girls learned about.

STAYING FESA

APPROACH FROM THE IDSE

CARING FOR TSPE

IFREA ANIMALS

RESCUE SGDO

DOGS' SENSE OF MLESL

Answers: 1—safe; 2—side; 3—pets;
4—feral; 5—dogs; 6—small

Put the Events in Order

The girls want to figure out what has happened to the puppies at the shelter. Where have they all gone? Put the events in the correct order.

- _____ Wyatt disappears from the animal shelter.
- _____ The girls play a balloon game at their Girl Scout meeting.
- _____ Mrs. Brown stops to rescue a puppy named Baxley from the ditch.
- _____ Ella tries to give Coconut a bath in the kiddie pool, but she escapes.
- _____ The girls buy fabric to make blankets for the puppies at the shelter.
- _____ Laila is reunited with Tucker.
- _____ The kiddie pool goes missing from Mimi's backyard.
- _____ The girls demonstrate the Friendship Circle with their new friend Laila.
- _____ Ella and Avery find circles of grass missing while they walk the dogs.
- _____ The girls meet Twila Simmons at her home, and they find the missing dogs safe and sound.
- _____ Ella finds a pink shopping list clue at the fabric store.
- _____ Mimi surprises the girls with a Girl Scout Hurricane Indoor Camporee!




Answers: 6, 3, 10, 1, 4, 12, 2, 9, 7, 11, 5, 8

Name that Dog Breed!

Next to each photograph, write the name of the dog breed.

| |
|--|
| |
|--|




| |
|--|
| |
|--|




| |
|--|
| |
|--|



| |
|--|
| |
|--|



| |
|--|
| |
|--|



| |
|--|
| |
|--|



collie

poodle

boxer

bulldog

beagle

sheepdog

Journal Writing

Laila's grandmother had a very important, and secret, errand to run. The errand involved Laila's beloved dog, Tucker, and a very important achievement, Laila's investiture ceremony!

Write about your own investiture ceremony. Use these questions to guide you:

- How old were you?
- Where was it held?
- How did you feel?
- Who came to watch?



Try to write down as many details as you can remember. Include illustrations if you like!

[illegible]

Let's Take Some Pictures!

Let's create art with your very own photos! You will make a photo collage from pictures you take at your local animal shelter.



First, organize a visit with your local animal shelter. Ask permission to take pictures for your digital creation.

Next, take lots of pictures of the outside of the shelter, the animals at the shelter, the exercise grounds, etc. Make sure you ask someone to take photographs of you with your new animal friends at the shelter.

Then, upload the photos to your computer or tablet and fit the pictures together on one page. You have made a collage!

*This activity can be used to fulfill one of the steps in earning the **Digital Photography Badge**.*





Spot the Differences!

There are 8 differences in the drawings below. Study the drawings and see how many you can find! Circle the differences.



*This activity can be used as one of the steps in earning the **Detective Badge**.*



Answers: 1. added line under left dog's eye; 2. no hind leg on left dog; 3. no ear on right dog; 4. collar added to right dog; 5. middle dog's eyebrows changed; 6. spot added to middle dog; 7. toes deleted on middle dog; 8. black spot on left dog's teeth deleted